

Alerting in grafana

Dieter Plaetinck
Grafanacon 2015 NYC

Dieter Who?

- Graph-Explorer, metrics 2.0
- graphite-ng, carbon-relay-ng
- anthracite
- graphite-influxdb, influx-cli, whisper-to-influxdb
- Bosun ~ graphite
- <http://dieter.plaetinck.be/tags/monitoring/>

quixotic

quix - ot - ic

/kwik'sädik/

adj

Idealistic without regard to practicality.

raintank



Alerting

Customization

Authentication

Templating

Panels

Pie

Time

API

playlists

pulling

importing

Logarithmic

Riemann

disk

Puppet

standalone

snmp

Public

websocket

timerange

Hierarchy

Bar

SQL

Kibana

Variables

Integration

data sources

Support

Linking

Plugins

discovery

InfluxDB

widgets

tags

Repository

OpenTSDB

annotations

team

permissions/roles

KairosDB

layouts

raspberry

Sensu

reports

permalinks

tree-based

Legend

Re-arranging

Classifier

Theming

Sparklines

Speedometer

Timeshift

images

Nodes

metadata

scripting

Y-axis.

LDAP

events

reactions

AWS Cloudwatch

notifications

language

Backend

heatmaps

Banana

background

Histograms

printing

controls

More Charts

community

snooped

perfmon

re-plot

Integrated

Lightweight

scrolling

Thresholds

Direct

Export/Share

user

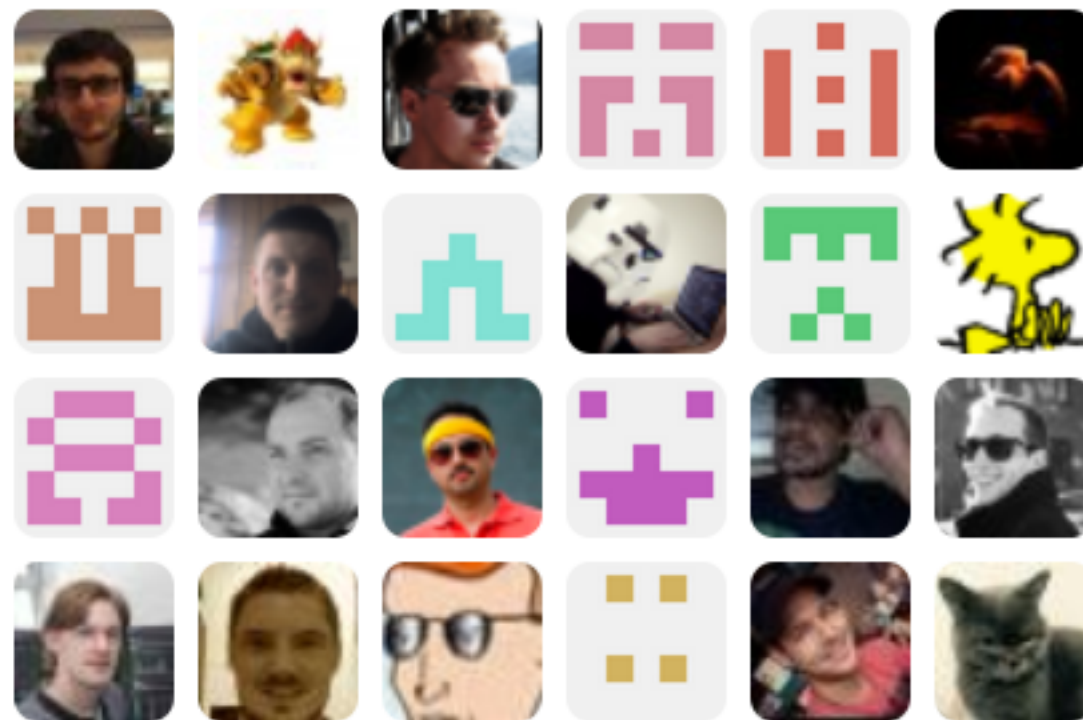
Solr

db

3D

Anthony • Dieter • Matt • Raj • Torkel

31 participants



and others

<https://github.com/grafana/grafana/issues/2209>

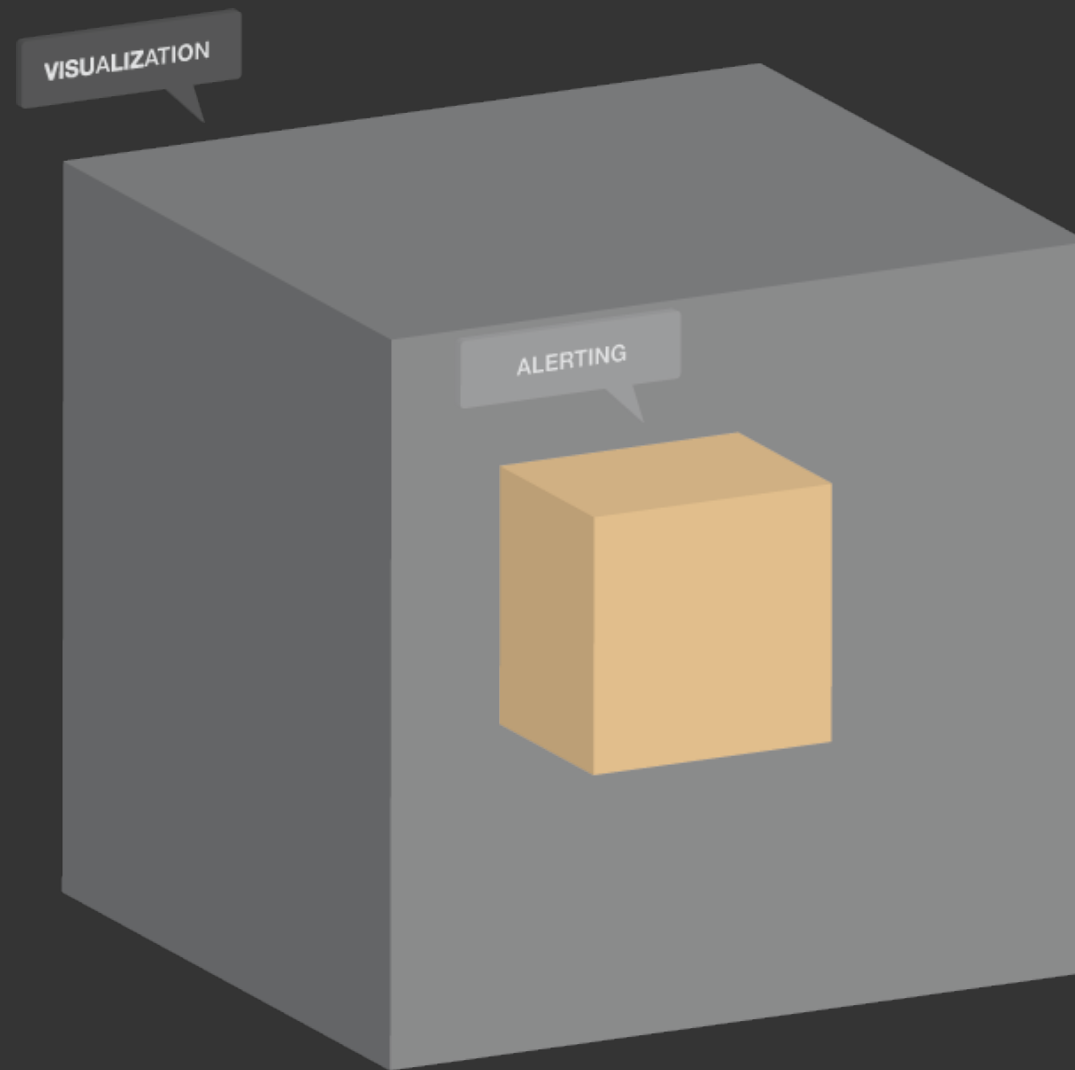
Idealized design

<http://www.ida.liu.se/~steho87/und/htdd01/AckoffGuidetoIdealizedRedesign.pdf>

<http://knowledge.wharton.upenn.edu/article/idealized-design-how-bell-labs-imagined-and-created-the-telephone-system-of-the-future/>

brainstorm


Scope of alerting



Scope of alerting



Scope of alerting



UX
driven

**second
system
syndrome**

saying no.

Learning from Grafana

Prevent people from doing
stupid things

Prevent people from doing
stupid things

Prevent people from doing
smart things

Focus

on

power users

**Finding the balance
on a small budget**

really

really

really

HARD

**prototype
iterate**

**evolvable
design**

**user
workflow**



Scenario:
User wants to
add an alert to
an existing
panel.



Scenario:
User creates a new
panel and alert at the
same time.



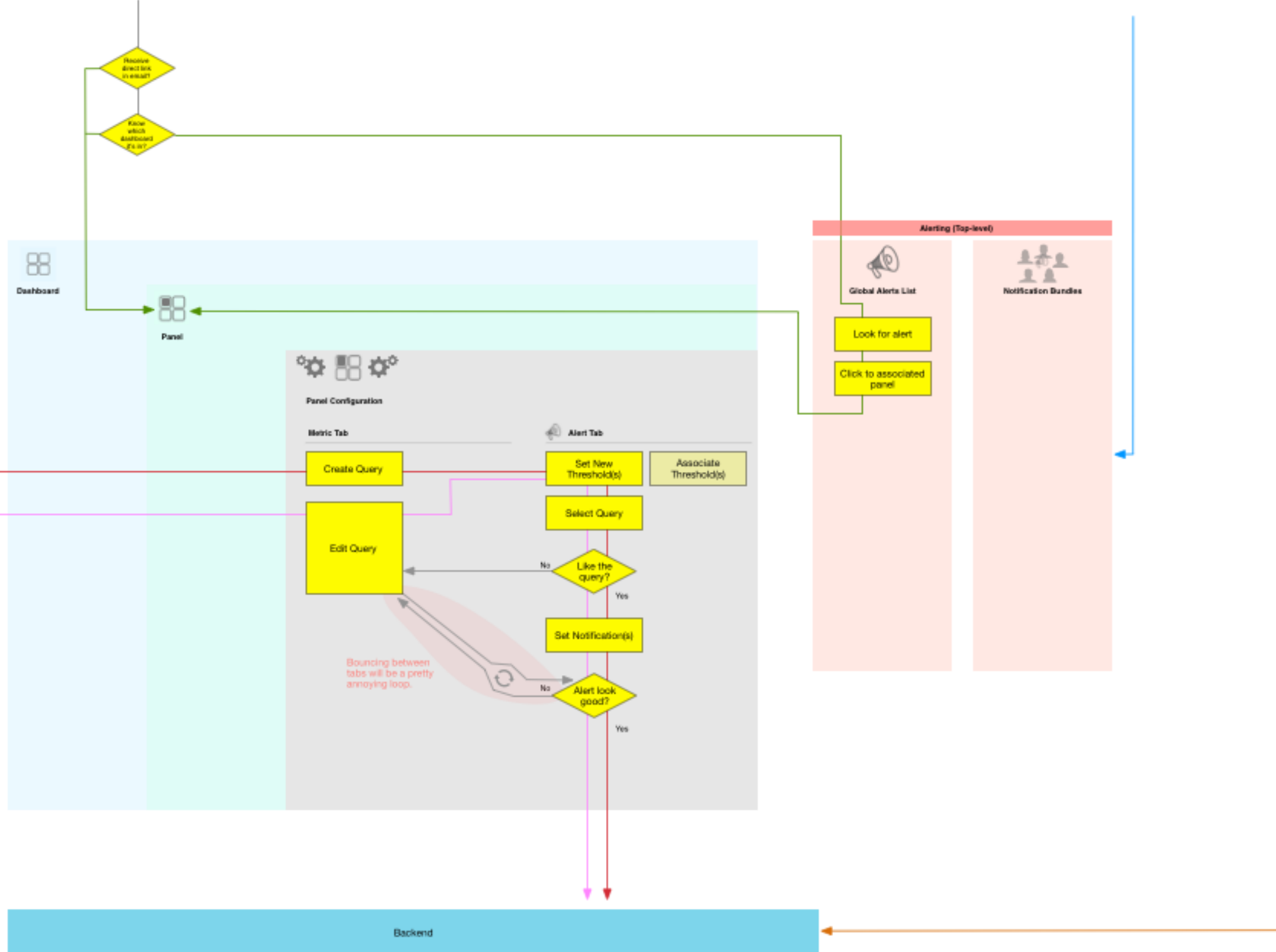
Scenario:
User received notice
of alert, needs to find
graph panel.



Scenario:
User wants to bulk-
update notifications
for multiple alerts.



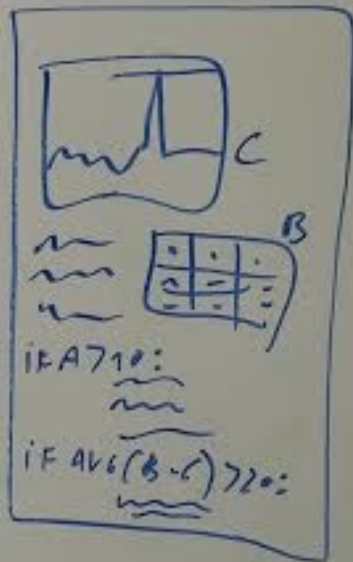
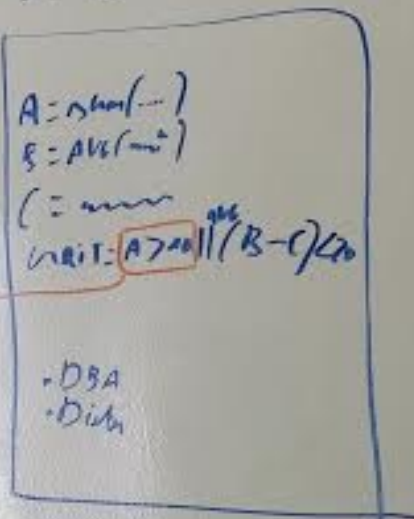
Scenario:
User wants to create
an alert via the API.



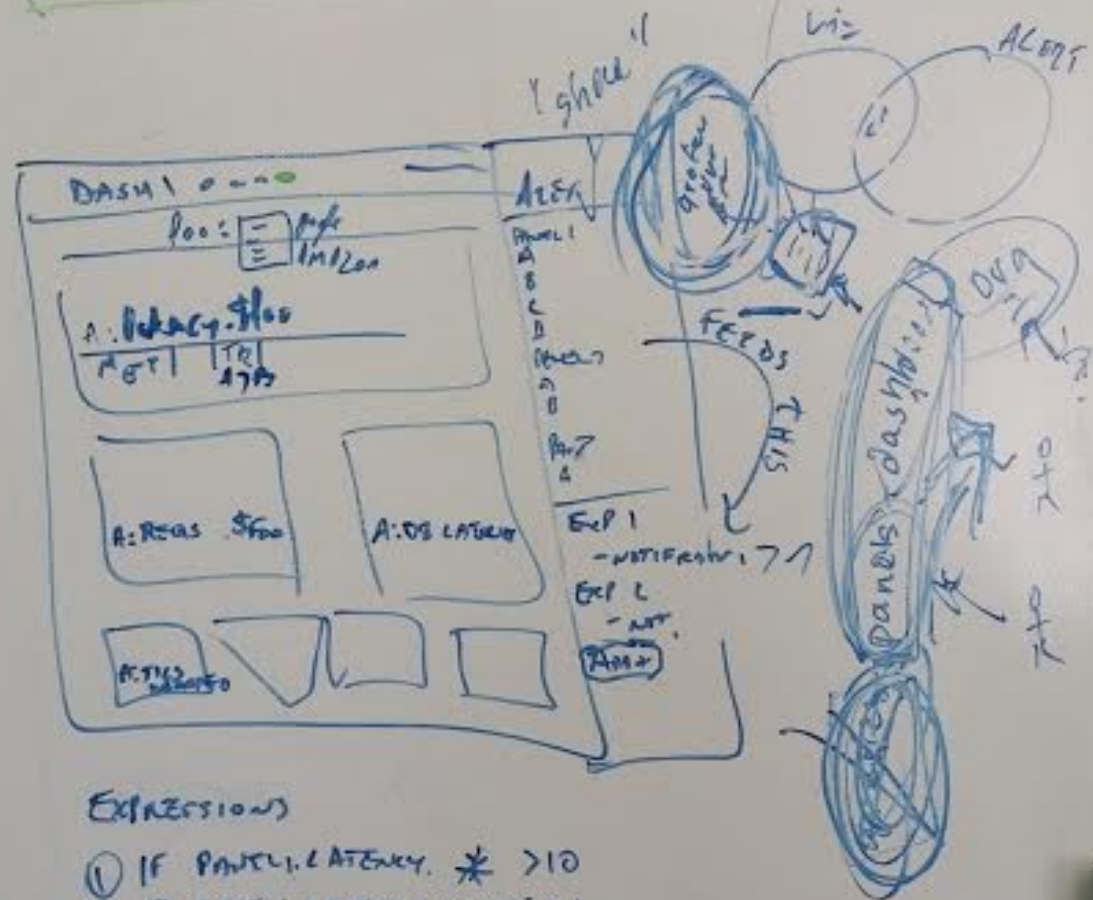
mockups!



BOSUN



DDI





EXPRESSIONS

- ① IF PANEL1.LATENCY * > 10
- ② IF PANEL1.LATENCY.GOOD > 1
- ③ IF PANEL2.REQS * > 100
- ④ IF PANEL4.LATENCY.AMZN > 2 || PANEL2.REQS.AMZN > 50
- ⑤ IF PANEL2.DOCUMENT > 10 && PANEL2.TICS > 10



Alerts

 Alert Name 

If

apps	backend	*	counters	requests	count	scaleToSeconds(1)	aliasByNode(2)	+
------	---------	---	----------	----------	-------	-------------------	----------------	---

is


above	35	avg	for at least	5m
-------	----	-----	--------------	----


tell



variabless

Subject:

Message Body

 Alert Name 

 Alert Name 

 Alert Name 

If

Prefill from Query ▼

is

A:	apps	backend	*	counters	requests	count	scaleToSeconds(1)	aliasByNode(2)
B:	apps	backend	*	counters	requests	count	scaleToSeconds(1)	aliasByNode(2)

tell

Custom

variabless

Subject:

Message Body

+ Add Alert

Critical	when	above	35	<div></div>	Line Mode <input checked="" type="checkbox"/>	, notify		⋮
	for	Select Alert Query ▼ ⓘ						
Warn	when	above	35	<div></div>	Line Mode <input checked="" type="checkbox"/>	, notify		⋮
	for	Select Alert Query ▼ ⓘ						

Alerting

for query

ⓘ

*

apps

carbon

external

grafana

Copy from query: ▶

t

5m

A: statsd.fakesite.counters.session_start.desktop.count

B: select mean(value) from /apps.backend.*.counters.requests.count/ where \$timeFilter group by time(\$interval) fill(0) order asc

Queries you an alert on:

☒ Query: A

☐ Query: C

☐ Query: D

...and 2 other queries that are not able to be alerted on. [Why?](#)

Multiple series found

Queries **B** and **E** have multiple series.
Queries must be reduced to a single series.

[Edit](#)

When you click [Why?](#), it expands to show the types of errors and which queries fail to meet our criteria (so people can learn our rules)

Alert on query:



☒ Query: A



☐ Query: B





☐ Query: C



☐ Query: D

D: food menu * fish salmon count
scaleToSeconds(1) aliasByNode(2)

Define your states:

 Critical	\geq	36
 Warn	$>$	28

This would be a deconstructed version of the graph above, splitting the queries into small previews. If there are multiple series in a query, all the series would appear in the preview. The colors will need to match the main graph as well.



☒ Query: A



☐ Query: B




☒ Query: C



☐ Query: D






D: food menu
scaleToSeconds(1)

General Alerting Options

Alert Title:	Alert Name Prefilled from Panel	Alerting Backend:	 Grafana Alerting ▼	Enabled <input checked="" type="checkbox"/>
--------------	---------------------------------	-------------------	--	---


Choose your query:

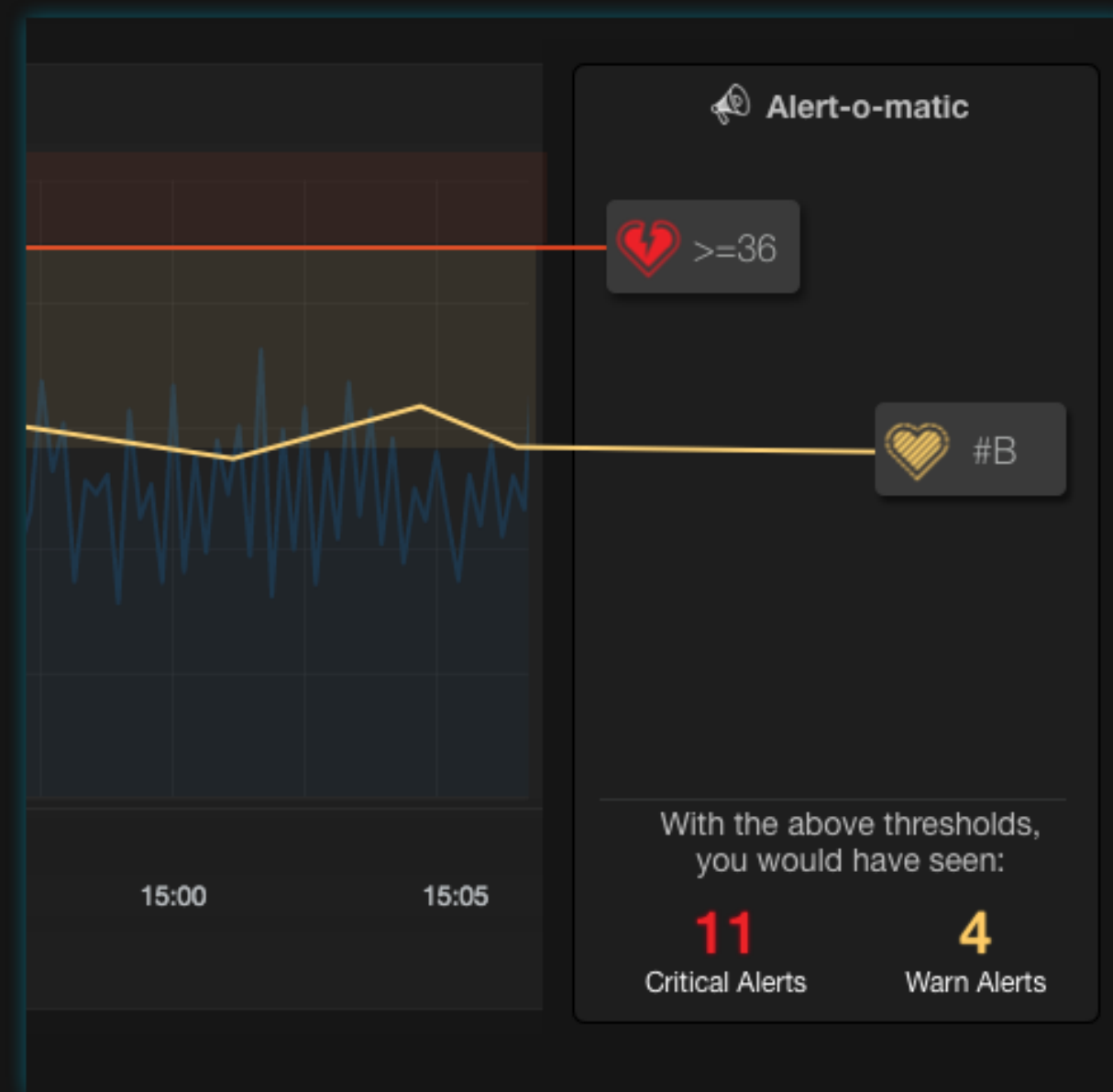
Select an existing query to alert on:

<input type="radio"/>	none									
<input type="radio"/>	A	apps	fakesite	*	counters	requests	count	scaleToSeconds(1)	aliasByNode(2)	
<input type="radio"/>	B	statsd	fakesite		timers	ads_timer	upper_90	aliasByNode(4)		
<input checked="" type="radio"/>	C	apps	fakesite	*	counters	requests	count	scaleToSeconds(1)	averageSeries()	aliasByNode(5) 
<input type="radio"/>	D	apps	fakesite	*	counters	requests	count	scaleToSeconds(1)	averageSeries()	aliasByNode(5) 
<input checked="" type="radio"/>	E	apps	fakesite	*	counters	requests	count	scaleToSeconds(1)	averageSeries()	aliasByNode(5) 

Copy to custom query

Or write a new custom alerting query:

<input type="radio"/>		select metric	+
-----------------------	---	---------------	---



Notification

Filtered by: All Staff

SHOWING 5 OF 5

Ops Team

pd

Business Dude

Black Ops

Dev Team

Notification Bundle: Ops Team

Last updated 3rd party backend September 25th at 9:55pm EST. Push

Used on 3 Alerts Save as...

slack

Post to slack channel(s):

☒ Include PNG of last 15 minutes

pagerduty

- ☒ On Warn, create incident
- ☒ On Critical, create incident
- ☒ On OK, attempt to resolve incident

Email

Email recipients:

Send to multiple recipients using command separated addresses.

Update Config

triggers

+ New trigger

slack

On Warn, tell #general

pagerduty

On Critical, do #something

Email

On Warn, email mack@theknife.com

☒ Enabled

Notify:

Ops Team

Ops Team Integrations (edit)

slack

pagerduty

Email

On Warn

On Critical

On return to OK

☒

☒

☒

☐

☒

☒

☐

☒

☒

Close without saving

Define your states:

We noticed you have existing thresholds. [Convert them now.](#)



Warn

>

28

, notify

#ops x

Ops Team x



Critical

>=

36

, notify

#ops x

#general x








pd OnCall x

All Staff x

someone@otherdomain.com x

External systems are configured in the [Integrations](#) section of each organization and staff groups are configured in each [user's profile](#).

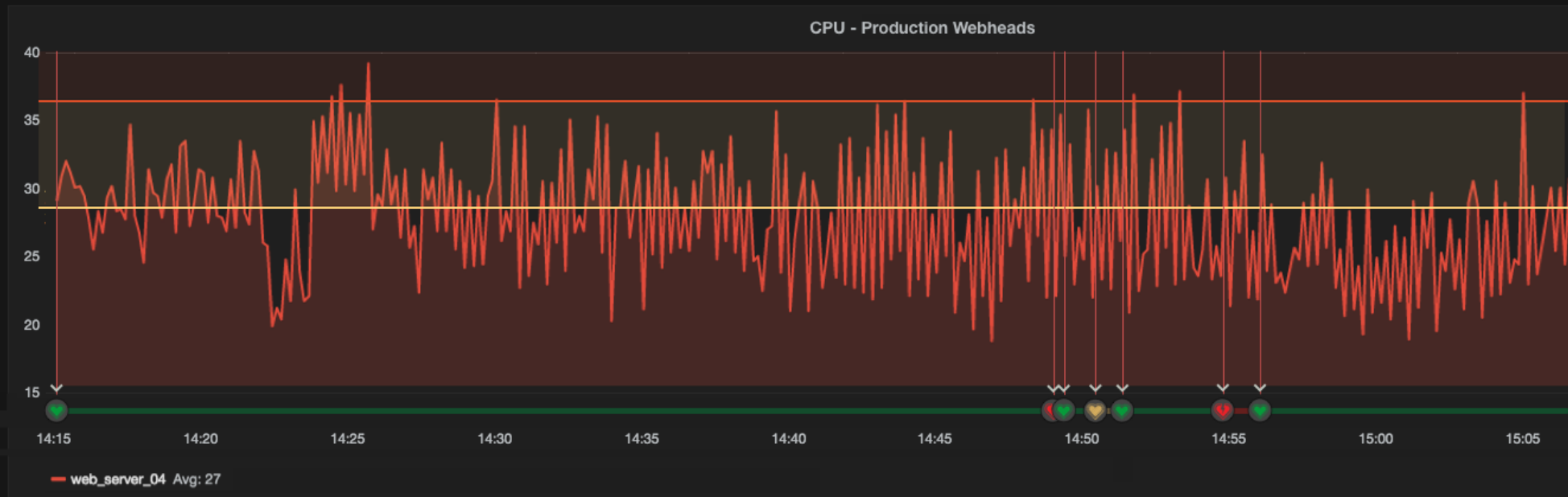
Define your states:

by		averaging ▼		the values in the query over the last		5m	
 Warn	>	#B	, notify	<div> someone@otherdomain.com x</div> <div> nopzor@raintank.io x</div>		Enabled 	
 Critical	>=	36	, notify	<div> nasa@usa.gov x</div>		Enabled 	


What to say:


[Variables](#) | [Preview](#)

Summary	This is an example subject.
Description	We will have a pre-filled message body.



📢 Feel the alerting

 **>=36**

 **>28**

Immediate feedback when dragging.
New range: 99% OK

Alert on query:

☒ Query: A

☐ Query: B










☐ Query: C

☐ Query: D

D: food menu * fish salmon count
scaleToSeconds(1) aliasByNode(2)

Define your states:

We noticed you have existing thresholds. [Convert them now.](#)

 Warn	>	28	, notify	 #ops x	 Ops Team x			
 Critical	>=	36	, notify	 #ops x	 #general x	 OnCall x	 All Staff x	 someone@otherdomain.com x

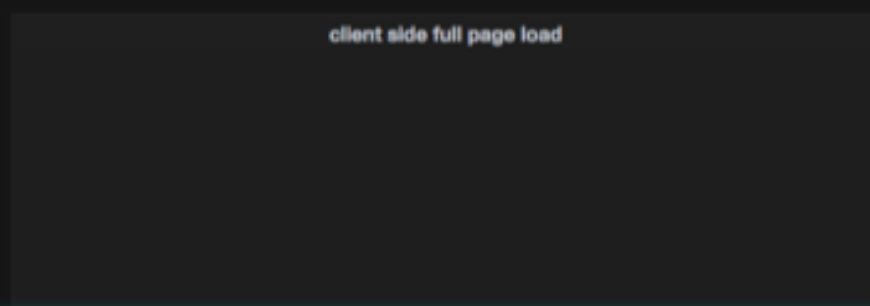
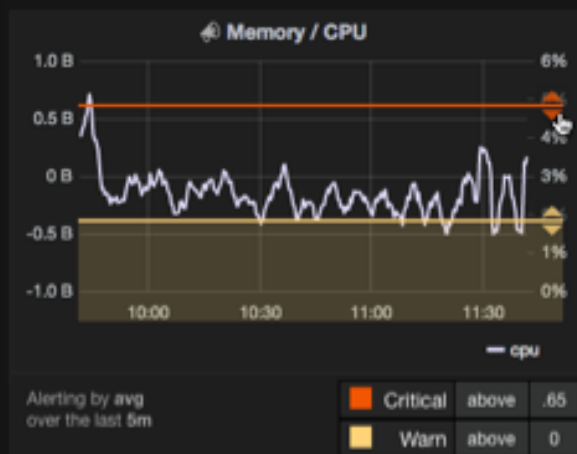
External systems are configured in the [Integrations](#) section of each organization and staff groups are configured in each [user's profile](#).

What to say:

Variables

Subject <small>(where applicable)</small>	
Body	

Dashboard level



Alert Enabled Panels

Memory/CPU



Alerting by avg over the last 5m
Critical: above 55 Warn: above 15

logins



Alerting by avg over the last 5m
Critical: below 500 Warn: below 1000

Traffic In/Out



Alerting by avg over the last 5m
Critical: above 100 Warn: above 75

server requests



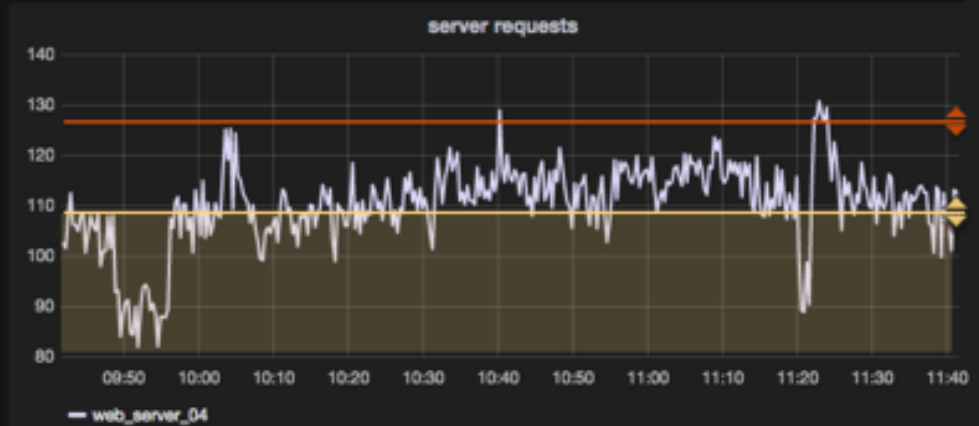
Alerting by avg over the last 5m
Critical: above 128 Warn: above 110



Panels without alerting

client side full page load

Alerting not enabled



Thresholds

Level 1	above	128	Line Color		Fill Color	
Level 2	above	110	Line Color		Fill Color	

Alerting

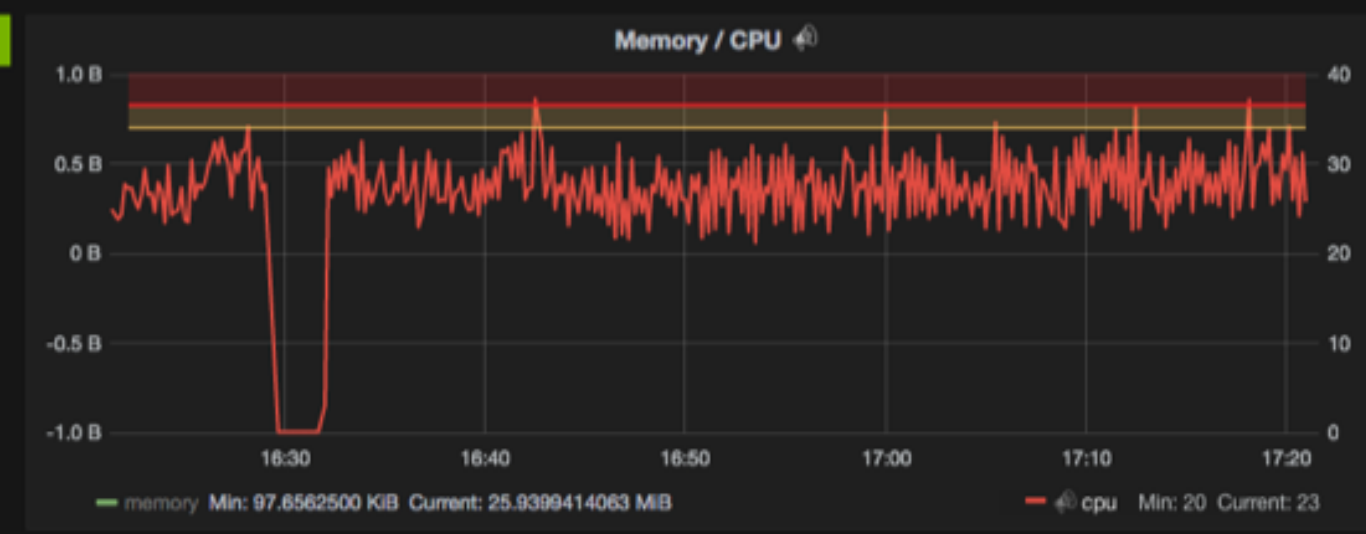
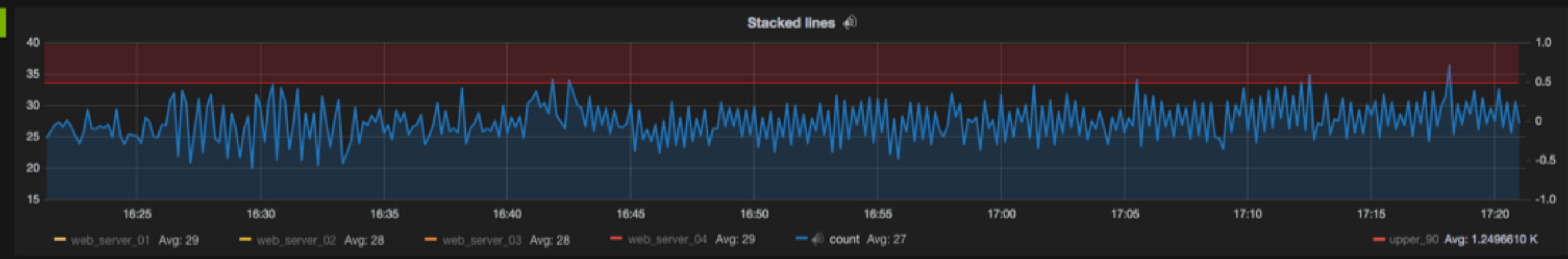
for query

apps backend * counters requests count scaleToSeconds(1) aliasByNode(2) + / x

by avg over the last 5m

triggers

Warn on Level 1 . notifv support@usa.gov





Logins

192

Sign ups

273

Sign outs

273

Support calls

82

Memory / CPU



logins



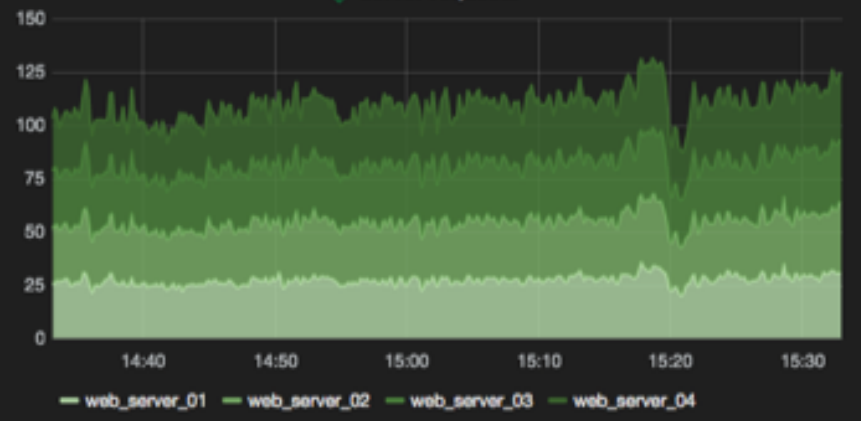
Memory / CPU



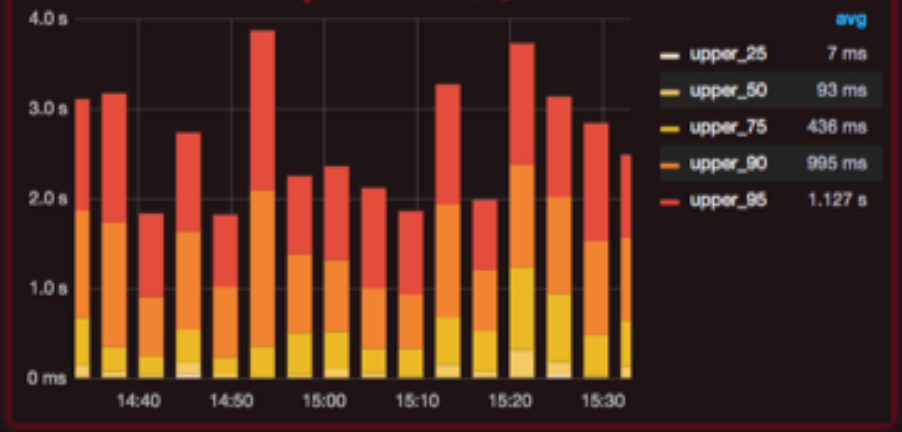
logins



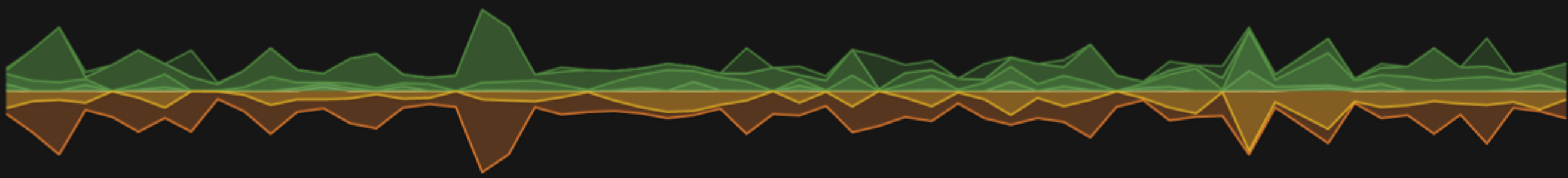
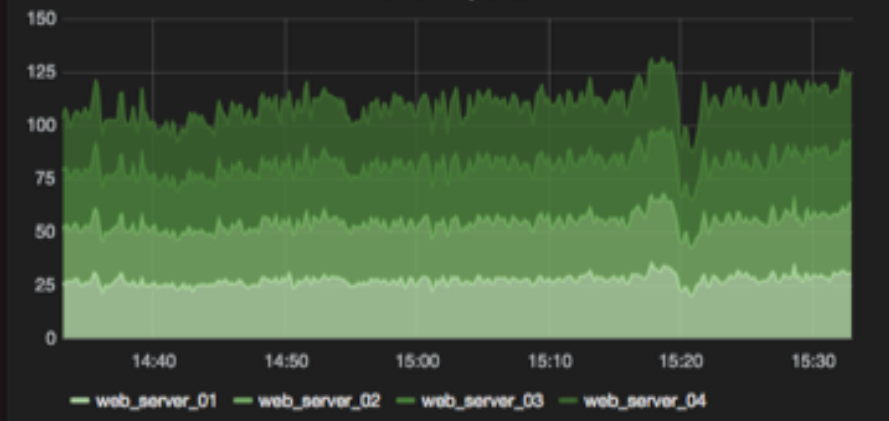
server requests



client side full page load



server requests

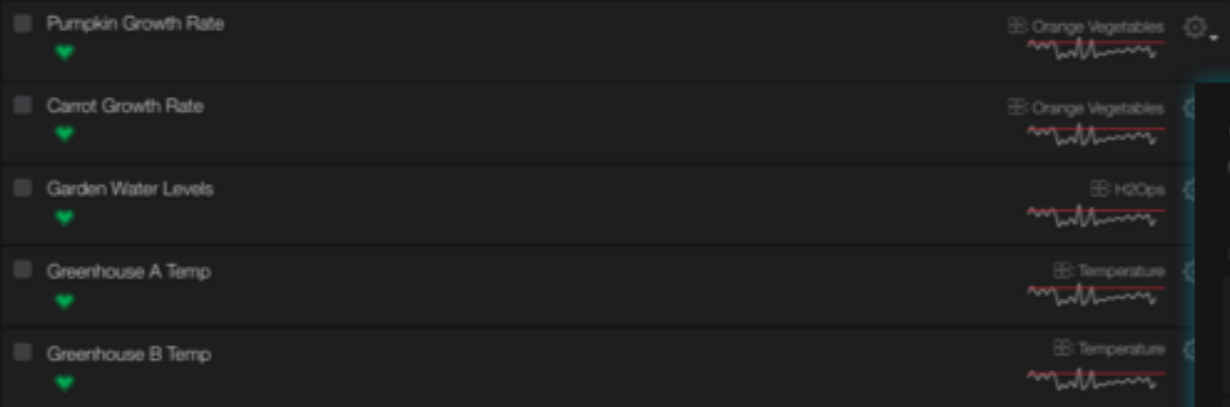


Global level

Global Alerts

Filtered by: All States Search by:

SHOWING 6 OF 6 TOTAL



Global Alerts

Filtered by: All States Search by:

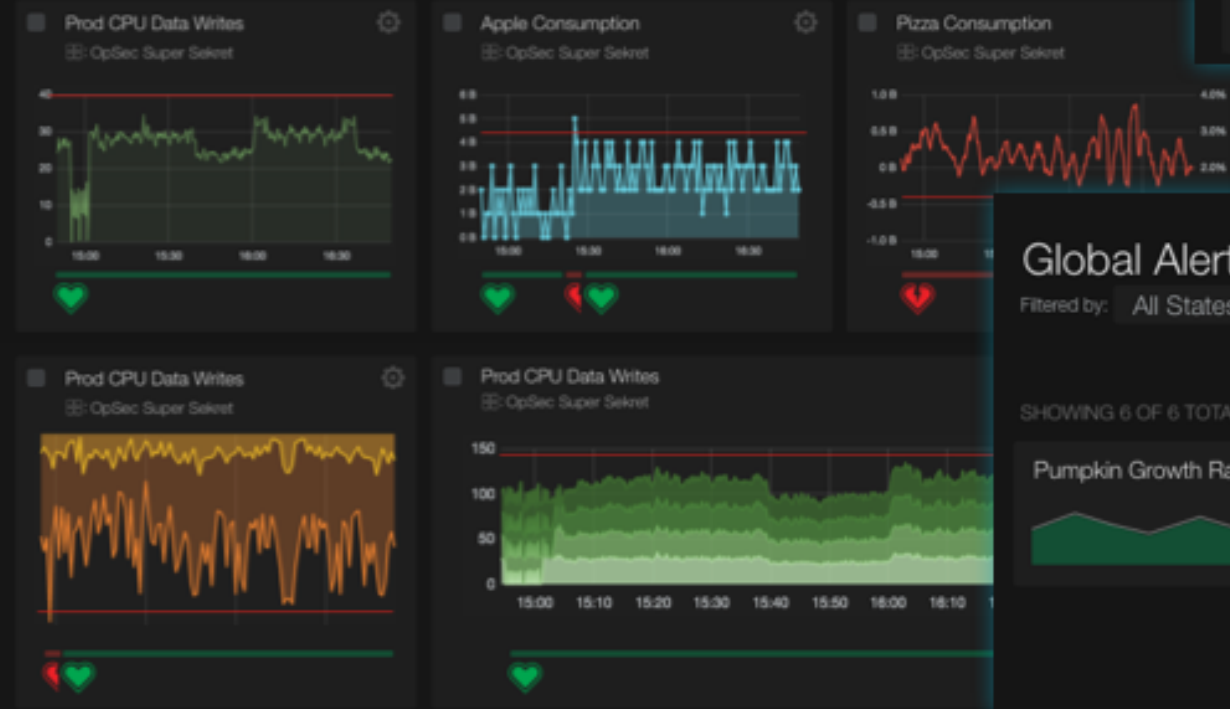
SHOWING 6 OF 6 TOTAL



Global Alerts

Filtered by: All States Search by:

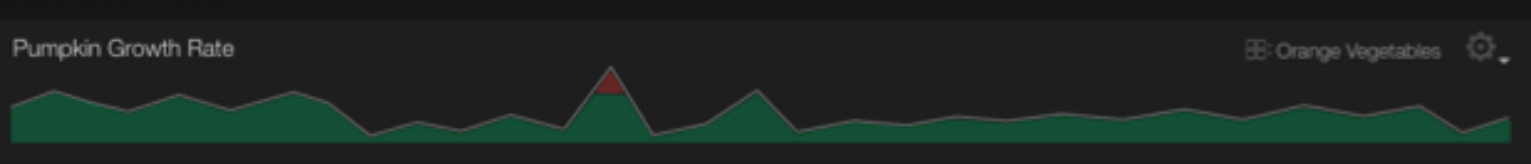
SHOWING 6 OF 6 TOTAL



Global Alerts

Filtered by: All States Search by:

SHOWING 6 OF 6 TOTAL





Alerting



Global Alerts

Timepicker?

Zoom Out

2 hours ago to a few seconds ago



Dashboards



Data Sources



Alerting



mattttt



Play Grafana



Sign out

Global Alerts

Filters:

Alert State

All

Dashboards

All



Bulk Actions



New Dashboard from selected

2 SELECTED, SHOWING 6 OF 6 TOTAL



Prod CPU Data Writes



ONLINE for 19 hours

OpSec Super Sekret

Prod CPU Data Writes



Prod DB Reads



WARN for 1 hour

OpSec Insanely Super Duper Sekret

client side full page load



Somersaults



CRITICAL for 10 minutes

OpSec Mildly Sekret

Memory/CPU



Critical Thing



ONLINE for 5 weeks

OpSec Super Sekret

Stacked lines



Stacked lines



Alert Query

[configure alerting](#)

E

apps

fakesite

*

counters

requests

count

scaleToSeconds(1)

averageSeries()

aliasByNode(5)



More Critical Thing



ONLINE for 2 months

OpSec Public

More Critical Thing





Grafana:

data viz

alert config

alert state viz

Grafana:

data viz

alert config

alert state viz

Handler:

alert scheduling

alert execution

notifications

grafana api → handler

bosun.org

nagios.org

sensuapp.org

github.com/arachnys/cabot

github.com/scobal/seyren

...

**“batteries
included, but
removeable”**

Time to vote

Why alerting **IN** Grafana

why:

unified workflow

why:
integration

why:

power through UX

Conclusion

- Workflow is key
- Composability & compatibility
- Handler integrations. <3 community.
- Prototype coming in Grafana 2.x

Q&A

<https://github.com/grafana/grafana/issues/2209>